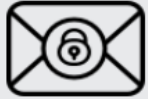


How to open Secure Emails

Mountain West utilizes Cisco Email Encryption

Secure Email Message



This is a secure message

How to open



To read this message on desktop, open the **securedoc_20200326T143257.html** attachment in a web browser.

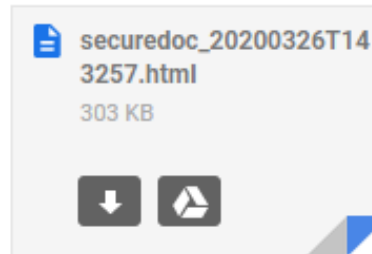


To read this message on a mobile device, forward this message to mobile@res.cisco.com to receive a mobile login URL.

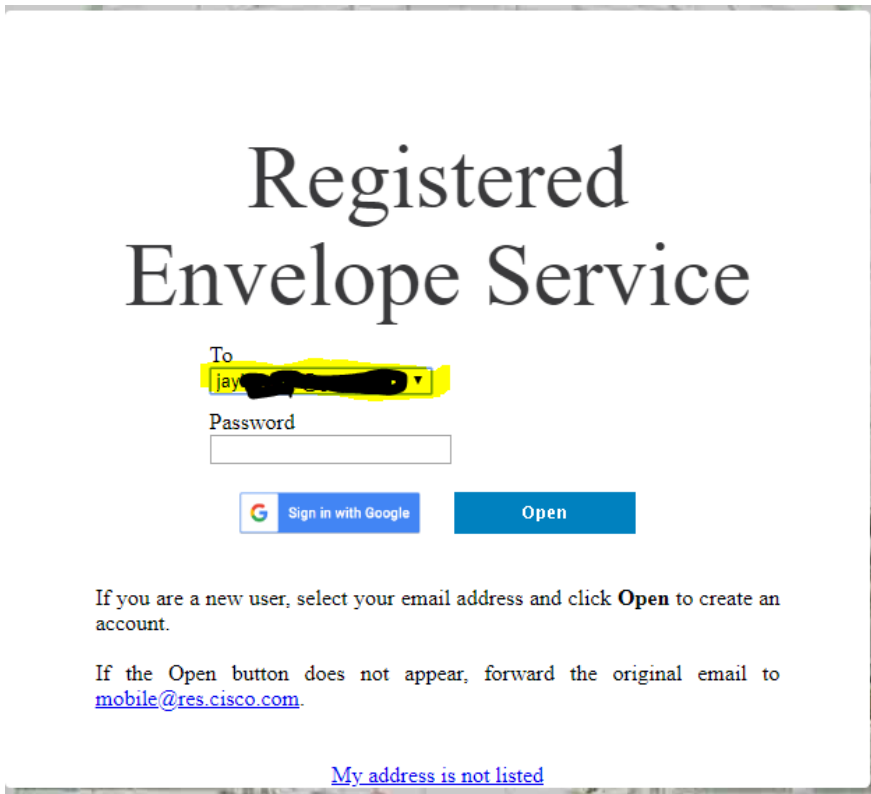
Need Help?

Contact the sender directly if you are not sure about the validity of this message.

- ▶ This is the email you will receive
- ▶ Click the attachment to open it



Secure message sign in screen




The screenshot shows a web interface for the 'Registered Envelope Service'. At the top, the title 'Registered Envelope Service' is displayed in a large, black, serif font. Below the title, there is a 'To' field with a dropdown menu showing 'jay' and a blacked-out email address. Underneath is a 'Password' field with a text input box. To the left of the password field is a 'Sign in with Google' button featuring the Google logo. To the right of the password field is a blue 'Open' button. Below these fields, there is instructional text: 'If you are a new user, select your email address and click **Open** to create an account.' and 'If the Open button does not appear, forward the original email to mobile@res.cisco.com.' At the bottom, there is a link that says 'My address is not listed'.

Registered
Envelope Service

To
jay [redacted]

Password

 Sign in with Google

If you are a new user, select your email address and click **Open** to create an account.

If the Open button does not appear, forward the original email to mobile@res.cisco.com.

[My address is not listed](#)

- ▶ The attachment will open a new window to allow you to login and view the document.
- ▶ If you have previously viewed secure messages select your email and enter in your password.
- ▶ Click either Open or Sign in with Google
- ▶ If this you first time select your email and follow the prompts to register.

[secure]



joshua.buckles@mwfinc.com

03/26/2020 14:32:56


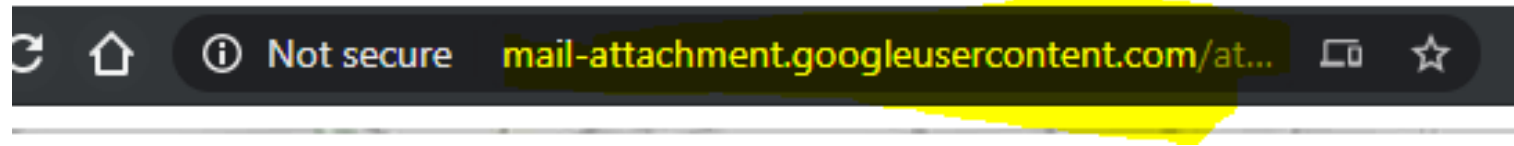
To:

[REDACTED]

 W2.pdf

- ▶ After signing in you will be greeted with the message and the attachment.
- ▶ Click on the attachment to open it.

If you are not able to open the attachment copy the link from the address bar and paste it into another browser.



Secure Message Support

Registered Envelope Service

To

Password



If you are a new user, select your email address and click **Open** to create an account.

If the **Open** button does not appear, forward the original email to mobile@res.cisco.com

[My address is not listed](#)

- ▶ If you continue to have a problems viewing the document or with signing-in, contact the Cisco Support Team via email at: mobile@res.cisco.com.